



DOING BUSSINESS IN LITHUANIA

EDVILAS RAUDONIKIS
AMBASSADOR OF LITHUANIA

GENERAL FACTS



Population: 2,8 M

By ethnicity: Lithuanians 86,6%, Poles 5,6%, Russians 4,7%

Capital : Vilnius (544 000)

Largest Cities: Kaunas (295 300), Klaipėda (153 000)

Memberships: WTO, EU and Eurozone, NATO, OECD

Time zone: GMT+2 (Praha +1)

ECONOMY



Structure: services (68.3% of GDP), industry (28.5%)
agriculture (3.3%)

GDP growth: 3,4% (2018), 2,8% (2019)

GDP per capita: 29 822 €

Unemployment: 6,3%

Average wages (€): Vilnius 966 (746), Klaipėda 891 (695),
Kaunas 863 (676).

Minimum wage: 555 (430) €

FOREIGN TRADE



Country	Exports %	Imports%
Russia	14,8	12,6
Latvia	9,9	7,2
Poland	8,1	10,7
Germany	7,3	12,3
USA	5,2	1,3
Estonia	5,0	3,2
Sweden	4,8	3,9
UK	3,5	3,3
Netherlands	3,5	5,1
Czechia	1	1,8

GLOBAL PERFORMANCE



Easy of Doing Business: LT – 14, CZ – 35

Global Competitiveness Index: LT – 40, CZ – 29

Economic Freedom of the World: LT – 13, CZ – 30

Environmental Performance Index: LT – 29, CZ – 33

Corruption Perception Index: LT – 38, CZ – 38

Paying Tax Ranking: LT -18, CZ - 53

PERFORMANCE IN FDI (2010-2018)



Top investing countries by share of total projects:

- USA – 15%
- UK – 12%
- Denmark – 9%
- Germany – 8%
- Norway – 8%
- Sweden – 8%
- Finland – 5%
- Czechia – 0,05%

Top business activities:

- Manufacturing – 31%
- SSC & Business Services – 25%
- IT DDT – 23%
- Sales & marketing – 6%
- R&D – 5%
- Logistics – 3%
- Other – 7%

LOCATION AND ACCESSIBILITY



Road & Rail

- 1st in CEE for quality of roads
- Rail cargo services direct to Russia, Belarus, Latvia, Poland, Germany, Ukraine and Asia (incl. China)

Air

- 3 International Airports, access to major European cities within 2-3 hours flight

Sea

- Klaipėda ice-free Seaport, 14.5 m deep, 46,5 M tons of cargo 2018, the largest port in the Baltic States

BUSINESS FRIENDLY



3 days to start a new business

45 days to obtain construction permission

0-15% corporate profit tax

21% VAT

0-15% dividends

20% personal income tax

19.5% social security tax paid by employee

1.79% social security tax paid by employer

6 Free Economic Zones (FEZ):

- **0%** corporate tax for the first 10 years*
- **50%** discount on corporate tax over the next 6 years*
- **0%** tax on dividends*
- **0%** tax on real estate*

Industrial Parks (IP)

6-12 months delivery of build-to-suit manufacturing facilities

QUALIFIED PEOPLE



56%

of population with higher education

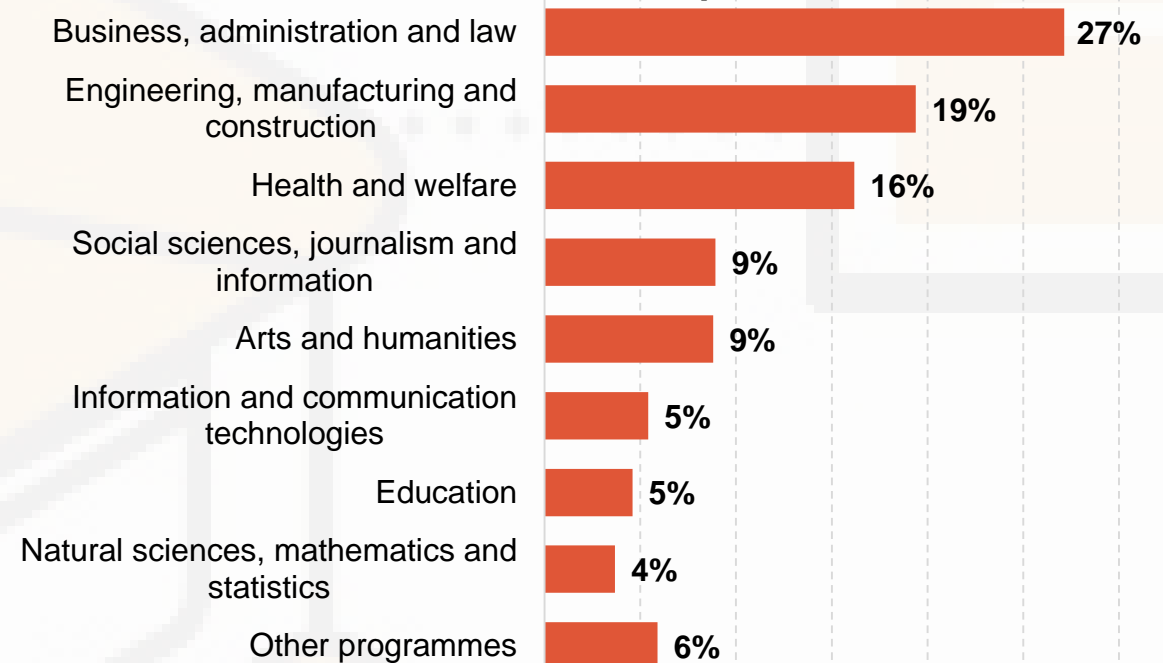
84%

proficiency in English among young professionals

52%

speak at least two foreign languages

Students by study fields in higher education institutions | 2017-2018⁴



DIGITAL INFRASTRUCTURE



5s

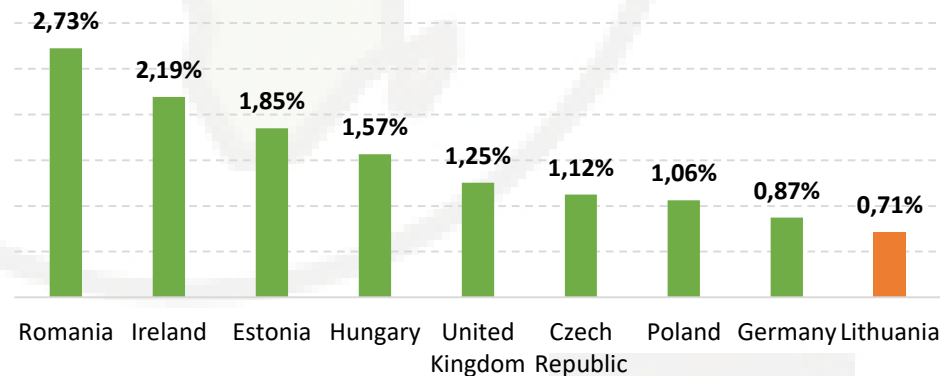
globally in fulfilling business needs for ICT

4th

in Europe for mobile 4G coverage

1st in EU

for fixed broadband price



% of disposable income | Advertised download speed above 12 and up to 30 Mbps

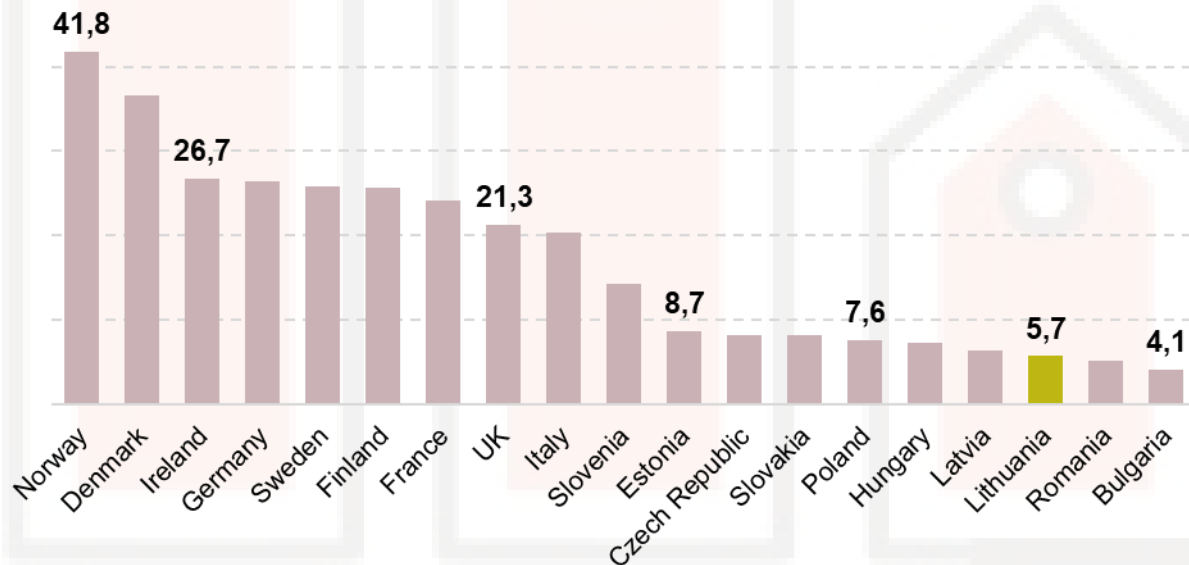
COST & QUALITY COMBINED



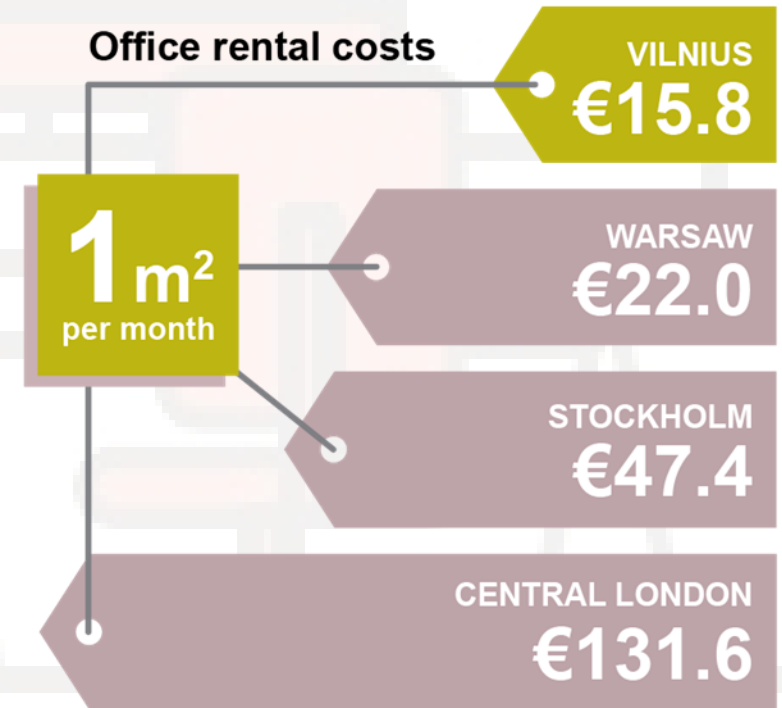
Ranked alongside Sweden and Finland for its business environment, Lithuania can also guarantee a fantastic cost to quality ratio.

One of the lowest office rental prices in the region²

Average gross hourly wages (Eur), 2017¹



Office rental costs



PERFECT LIVING PACE



Vilnius is one of **the four least expensive EU** capitals to live in for expatriates

Vilnius is ranked 3rd by FT alongside Zurich and Edinburgh as a **city of the future**

98% of Vilnius inhabitants **are satisfied with living here**



www.Lithuania.lt



THANK YOU

AČIŪ

DĚKUJÍ