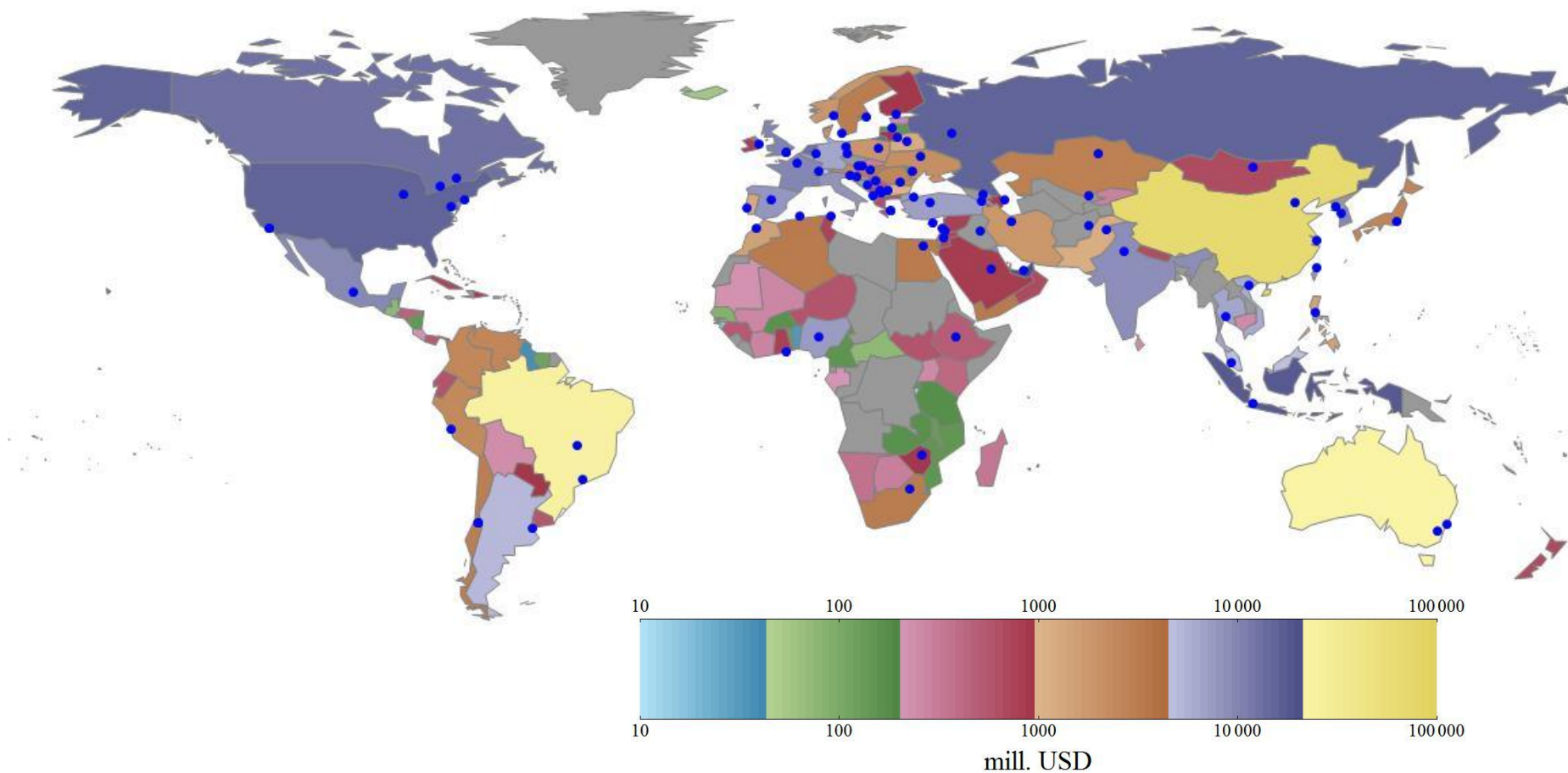


Africa



Trade opportunities (CR perspective)





Sunflower seeds and oil



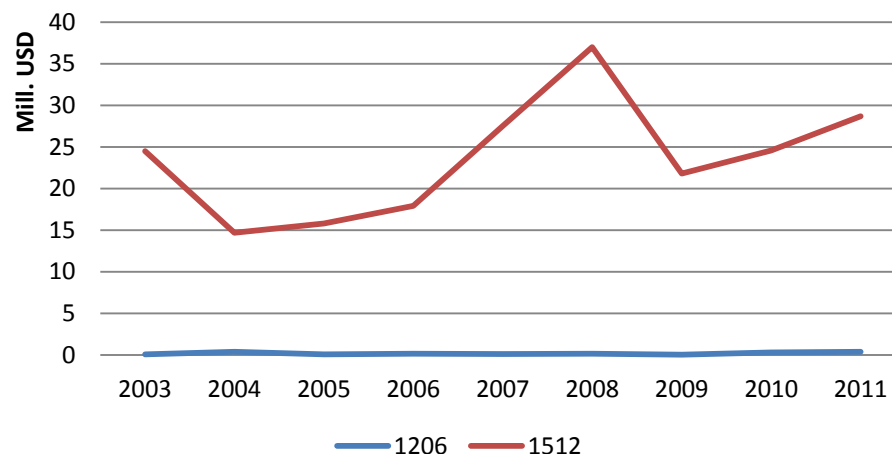
Sunflower seeds and oil: export, import

Code	Name	LFI 2003 - 2011
1206	Sunflower seeds, whether or not broken,	
1512	Sunflower-seed, safflower or cotton-seed oil	

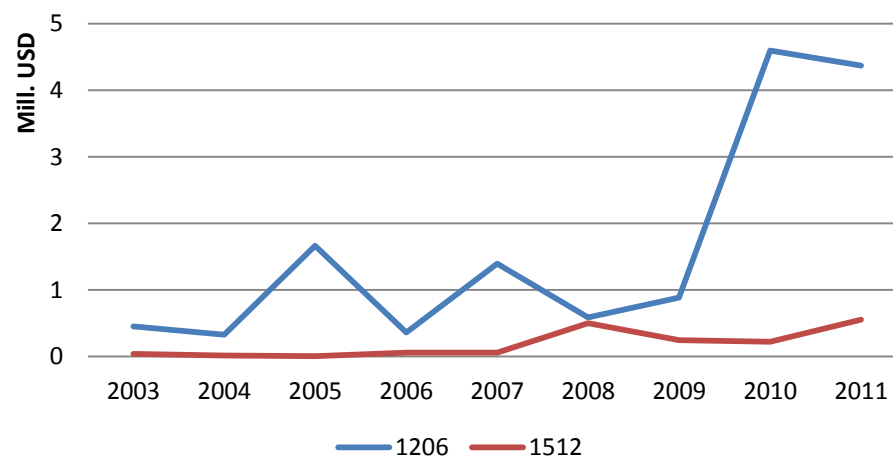
Findings

- Country is a major exporter of sunflower seeds and has been showing in this item comparative advantage
- On the other hand sunflower oil are to a great extent imported
- Particularly significant discrepancy can be found for item 1512 (sunflower seed oil), for which volume of import is 28,5 million USD and exports only 0,5 million USD)

Import



Export



International comparison

Findings

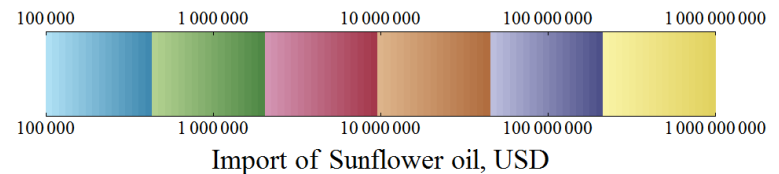
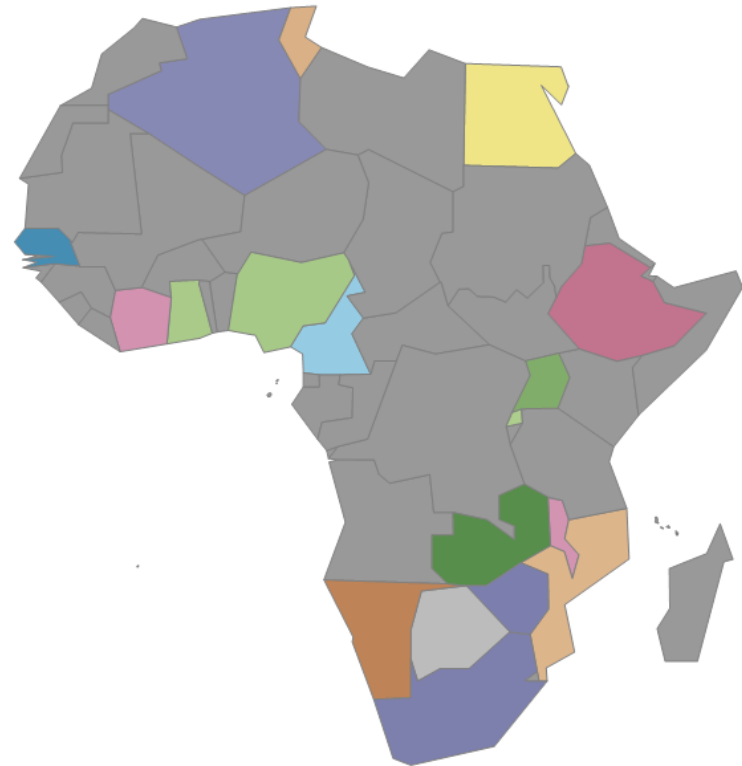
- Major Sunflower seeds exporters are also major Sunflower oil exporters
- Sunflower export usually represents more than 100% of Sunflower seeds export
- In this respect there is clear business opportunity

Export	Sunflower seeds 2011 USD	Sunflower oil 2011 USD	Ratio oil/seed
Ukraine	222 626 818	2 831 458 152	1271,84%
Argentina	83 866 471	1 076 141 974	1283,16%
France, Monaco	341 946 314	611 018 574	178,69%
Netherlands	46 431 587	594 331 501	1280,02%
Russian Federation	39 240 945	548 004 600	1396,51%
Hungary	256 545 000	366 995 700	143,05%
Turkey	72 975 531	307 124 271	420,86%
Romania	630 929 423	238 743 521	37,84%
Belgium	8 494 809	217 178 833	2556,61%
Germany	59 366 758	176 628 074	297,52%
Egypt	2 131 385	139 473 600	6543,80%
Bulgaria	608 628 666	137 350 463	22,57%
Spain	65 480 235	124 589 134	190,27%
Country	4 370 355	551 930	12,63%



International comparison

	Import of Sunflower seeds 2011 USD	Export of Sunflower oil 2011 USD
Turkey	530 619 172	307 124 271
Netherlands	397 310 257	594 331 501
Germany	257 074 510	176 628 074
Spain	256 409 326	124 589 134
France, Monaco	250 831 040	611 018 574
Romania	178 465 127	238 743 521
Russian Federation	148 772 111	548 004 600
Italy	134 130 442	56 825 692
Portugal	123 785 583	36 843 539
Ukraine	97 676 825	2 831 458 152

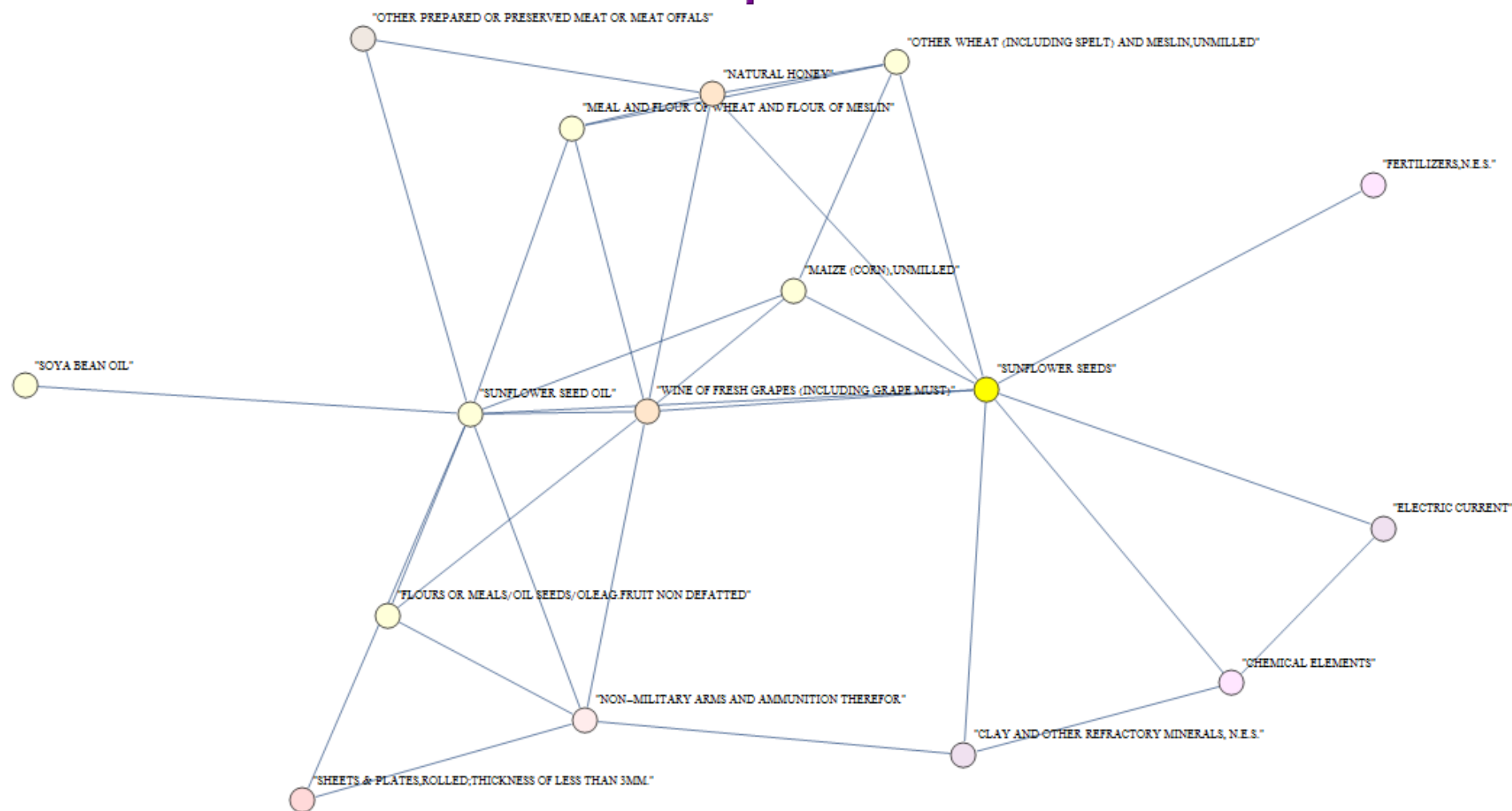


Findings

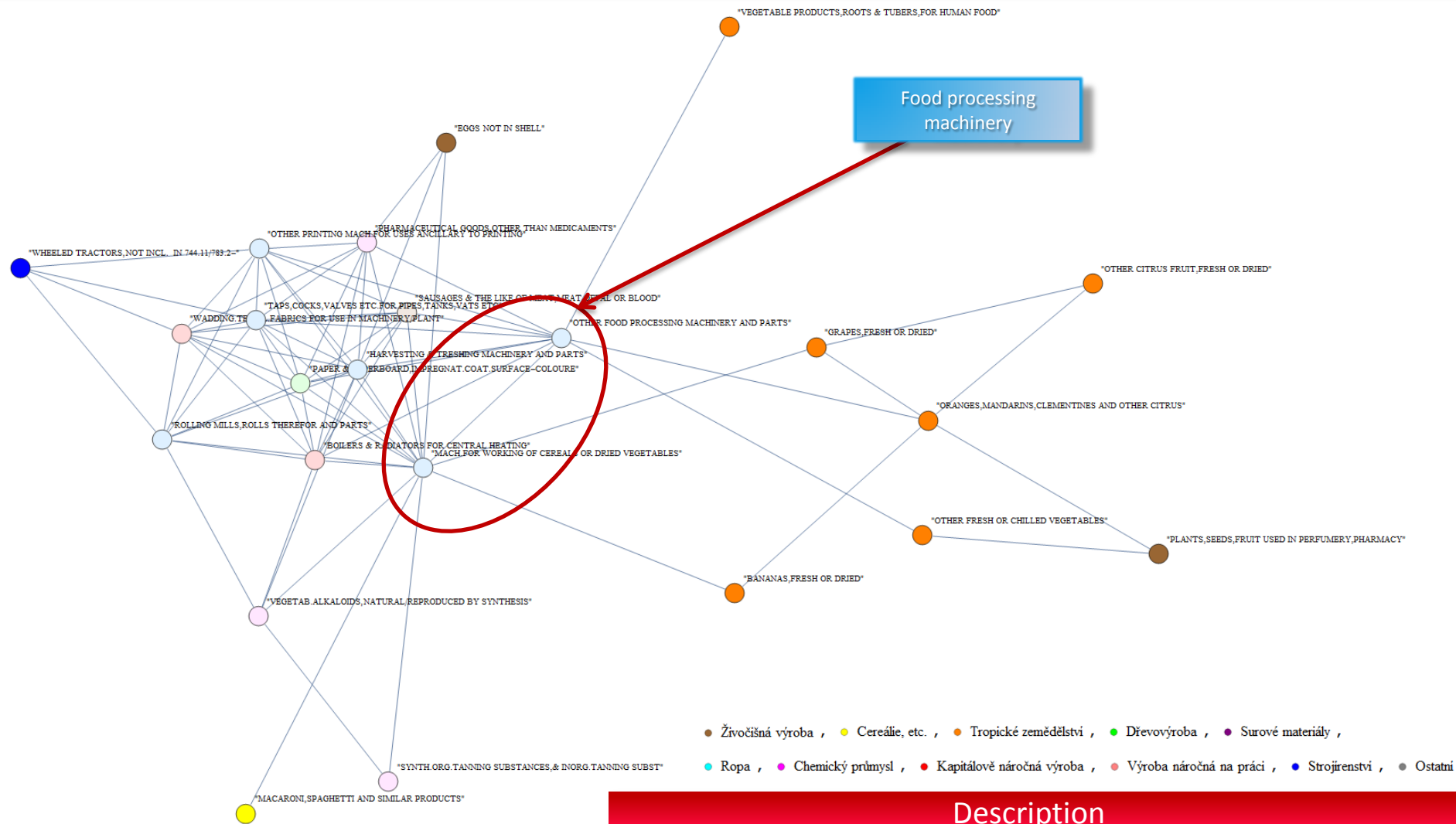
- Potential for enhance intra Africa trade with sunflower
- There is strong indication of underutilized business opportunities
- For instance South Africa is importing significant amount of oil (110 mill. USD)



Value chain: Sunflower seeds and oil



Example: Supply chain maturity within the food industry - investment opportunities



Description

- Dark points represent the item with a comparative advantage according to the LFI
- Colours points divided according to type of commodities



Ministerstvo zahraničních věcí
České republiky

Conclusion

- The Czech businesses could be partners in development of food industry
- This simple case presents just one of potential numerous cases where a mutually beneficial opportunity for business cooperation between the Czech Republic and African countries (win-win cooperation) exists.

