




Kenya



12th January, 2015



Ministerstvo zahraničních věcí
České republiky




MINISTERSTVO
PRŮMYSLU A OBCHODU





Kenya



Mr. Vladimír DLOUHÝ

Chairman of ICC Czech Republic



Kenya

republic

Area: 580,367 sq km

Population: 45,010,056

Capital: Nairobi

Languages: English, Kiswahili

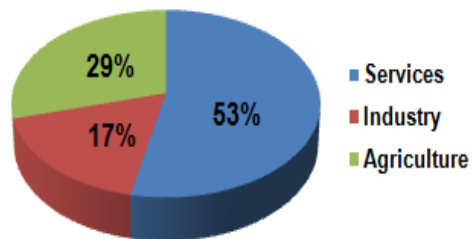
Admin. division: 47 counties

Currency: Kenyan shilling (KEY)

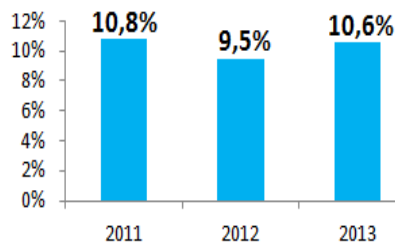
GDP (PPP, 2013)*: \$79.9 billion (CZE: \$285.6 billion)

GDP per capita (PPP, 2013)*: \$1,800 (CZE: \$26,300)

Composition of GDP (2013) *



GDP – Real growth rate*



Rankings:

- OECD Country Risk Classification(10/2014): **6/7**
- Global Competitiveness Index (2014-2015): **90/144**
- Doing Business (2015): **136/189**
- IMD World Competitiveness Yearbook (2014): **N/A**

Ratings:

- S&P (11/2014): **B+/B (outlook stable)**
- Moody's (11/2014): **B1 (outlook stable)**

Sources: * CIA Factbook, WB, WEF, IMD, S&P, Moody's, [BusinessInfo](#), **ČSÚ

Kenya - international trade

Foreign commerce 2013 (billion USD)*

Exports	Imports	Balance
6.58	15.86	- 9.31

Exports – commodities (2013):

- tea, horticultural products, coffee, petroleum products, fish, cement

Imports – commodities (2013):

- machinery and transportation equipment, petroleum products, motor vehicles, iron and steel, resins and plastics

Exports - partners (2012):

1. Uganda (10.3%), 2. Tanzania (10%), 3. Netherlands (7.7%), 4. UK (7.2%), 5. US (6.3%), 6. Egypt (4.8%), 7. Democratic Republic of the Congo (4.4%)

Imports – partners (2012):

1. India (20.9%), 2. China (15.4%), 3. UAE (9.8%), 4. Saudi Arabia (6.9%)

Bilateral trade with CZE period: 1/2014 – 11/2014 (million USD)** – Kenyan view

Exports to CZE	Imports from CZE	Balance
5.15	25.76	-20.61

To CZE: cut flowers & buds for bouquets, coffee, fruit & vegetable juices, tobacco, nuts, vegetables fresh, chilled and frozen, automatic data processing machines, turbojets and turbo propellers, clothes, citrus fruit,...

From CZE: automatic data processing machines and units, printing machinery, kraft paper, telephone sets, ethylene, glass beads, new pneumatic tyres, centrifuges, air or vacuum pumps, compressors, turbojets and turbopropellers,...

Contact person: Lucie Brunclíková, brunclikova@icc-cr.cz, www.icc-cr.cz

Export statistics CZ – export volume Africa vs. Kenya

Africa	Volume of exports from CZ (million CZK)
2012	18 771
2013	24 932
% change 2013/2012	+ 32.8%



Kenya	Volume of exports from CZ (million CZK)
2012	173.4
2013	150.4
% change 2013/2012	- 13.3%

Export statistics CZ – number of exporters outside EU vs. Kenya

outside EU	Number of exporters from CZ
2012	12 295
2013	12 985
% change 2013/2012	+ 5.6%



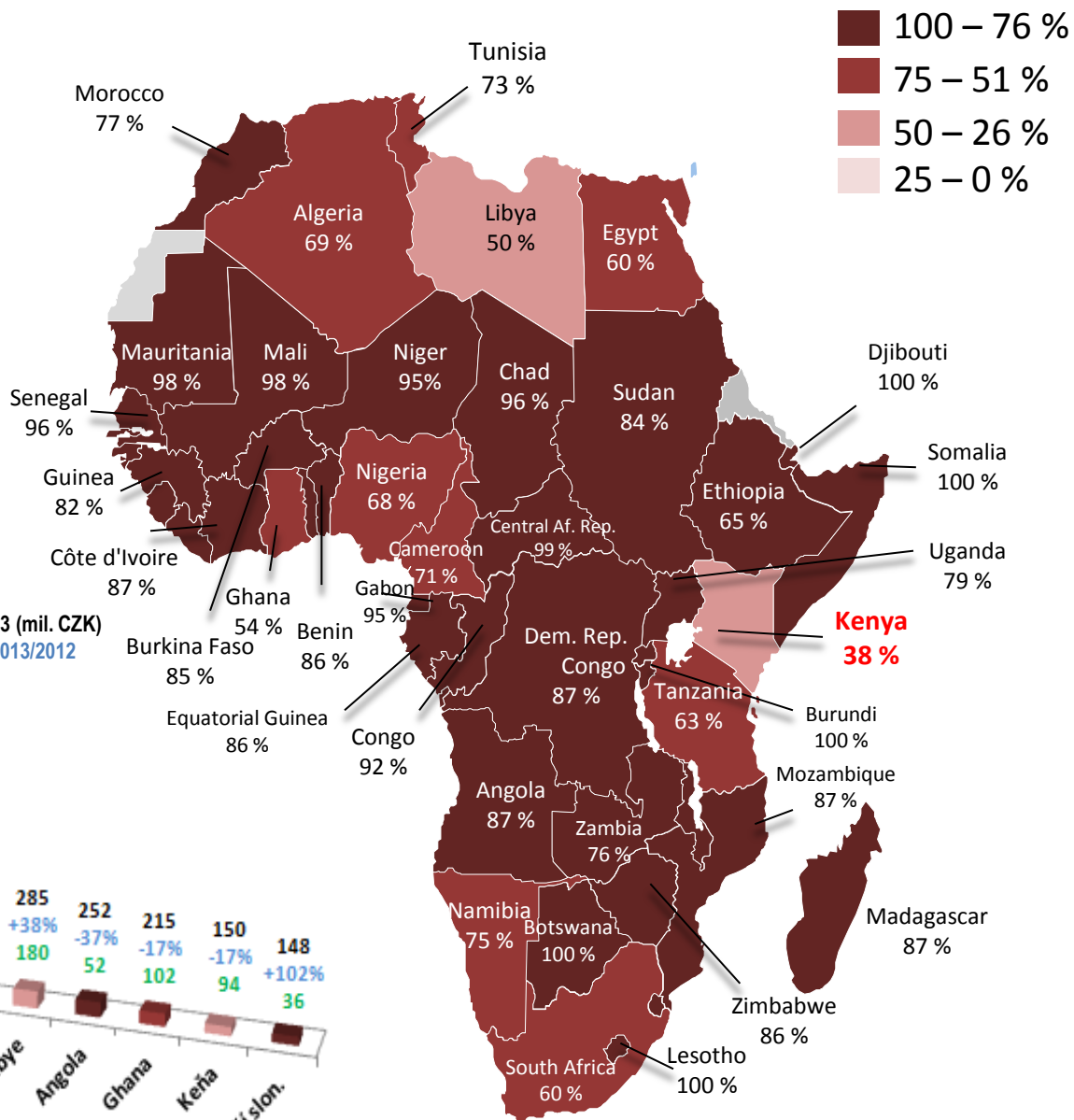
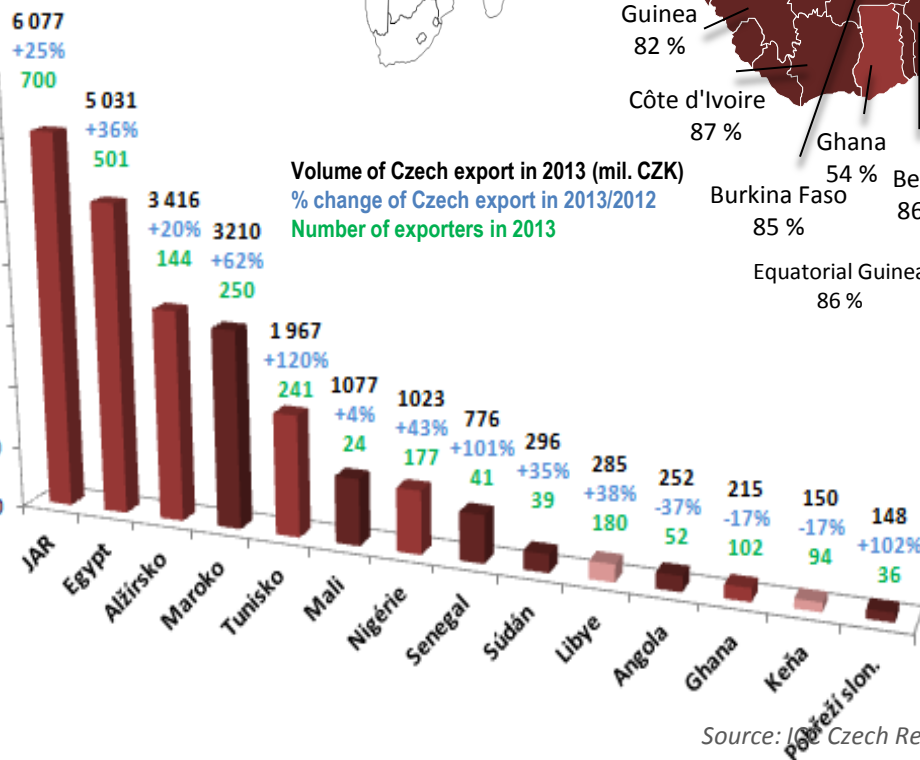
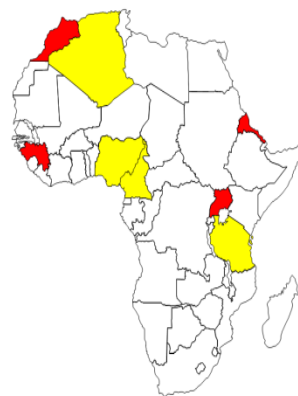
Kenya	Number of exporters from CZ
2012	91
2013	94
% change 2013/2012	+ 3.3%

The share of 5 largest Czech exporters in total exports to particular countries from the Czech Republic in 2013

Africa

Change compared to 2012

- lower diversification
- greater diversification



Source: IČZP Czech Republic; based on data provided by the Customs Administration of the Czech Republic