



Egypt



19th January, 2015



Ministerstvo zahraničních věcí
České republiky



MINISTERSTVO
PRŮMYSLU A OBCHODU





Egypt



Mr. Vladimír DLOUHÝ

Chairman of ICC Czech Republic



Egypt

republic

Area: 1,001,450 sq km

Population: 86,895,099

Capital: Cairo

Languages: Arabic

Admin. division: 27 governorates

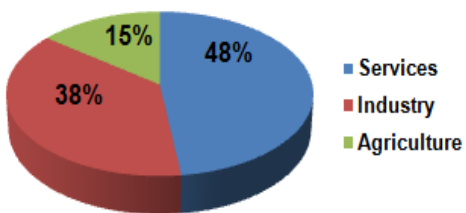
Currency: Egyptian Pound (EGP)



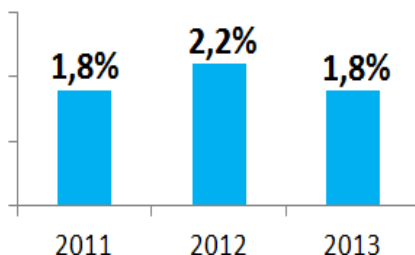
GDP (PPP, 2013)*: \$ 551.4 billion (CZE: \$285.6 billion)

GDP per capita (PPP, 2013)*: \$ 6,600 (CZE: \$26,300)

Composition of GDP (2013) *



GDP – Real growth rate*



Rankings:

- OECD Country Risk Classification(10/2014): **6/7**
- Global Competitiveness Index (2014-2015): **119/144**
- Doing Business (2015): **112/189**
- IMD World Competitiveness Yearbook (2014): **N/A**

Ratings:

- S&P (11/2014): **B-/B (outlook stable)**
- Moody's (11/2014): **Caa1(outlook stable)**

Egypt - international trade

Foreign commerce 2013 (billion USD)*

Exports	Imports	Balance
24.81	59.22	- 34.41

Exports – commodities (2013):

- crude oil and petroleum products, cotton, textiles, metal products, chemicals, processed food

Imports – commodities (2013):

- machinery and equipment, foodstuffs, chemicals, wood products, fuels

Exports - partners (1-6/2013):

1. Italy (12.1%), 2. India (7.6%), 3. Netherlands (6.8%), 4. Spain (6.7%),
5. US (5.5%), 6. Saudi Arabia (5.2%), 7. GB (4%) 8. Japan (4%)

Imports – partners (1-6/2013):

1. US (12.1%), 2. China (8.6%), 3. Saudi Arabia (6.9%), 4. Germany (6.4%), 5. Italy (5.7%), 6. Russia (5.1%), 7. Ukraine (4.6%)

Bilateral trade with CZE period: 1/2014–11/2014 (million USD)** – Egyptian view

Exports to CZE	Imports from CZE	Balance
91.25	391.24	-299.99

To CZE: wool, wires and cables, textile, yarn, clothes, fruit, carpets, vegetables, pork meet, baths, glassware for table and decoration, ...

From CZE: cars, automatic data processing machines, revolvers & pistols, other arms, railway track construction material, glassware for table and decoration, parts for locomotives and rolling stock, sugar, wires, bulldozers, pumps for liquids, parts for motor vehicles, tubes and pipes, pneumatic tyres...

Export statistics CZ – export volume Africa vs. Egypt

Africa	Volume of exports from CZ (million CZK)
2012	18 771
2013	24 932
% change 2013/2012	+ 32.8%



Egypt	Volume of exports from CZ (million CZK)
2012	3 694
2013	5 031
% change 2013/2012	+ 36.2%

Export statistics CZ – number of exporters outside EU vs. Egypt

outside EU	Number of exporters from CZ
2012	12 295
2013	12 985
% change 2013/2012	+ 5.6%



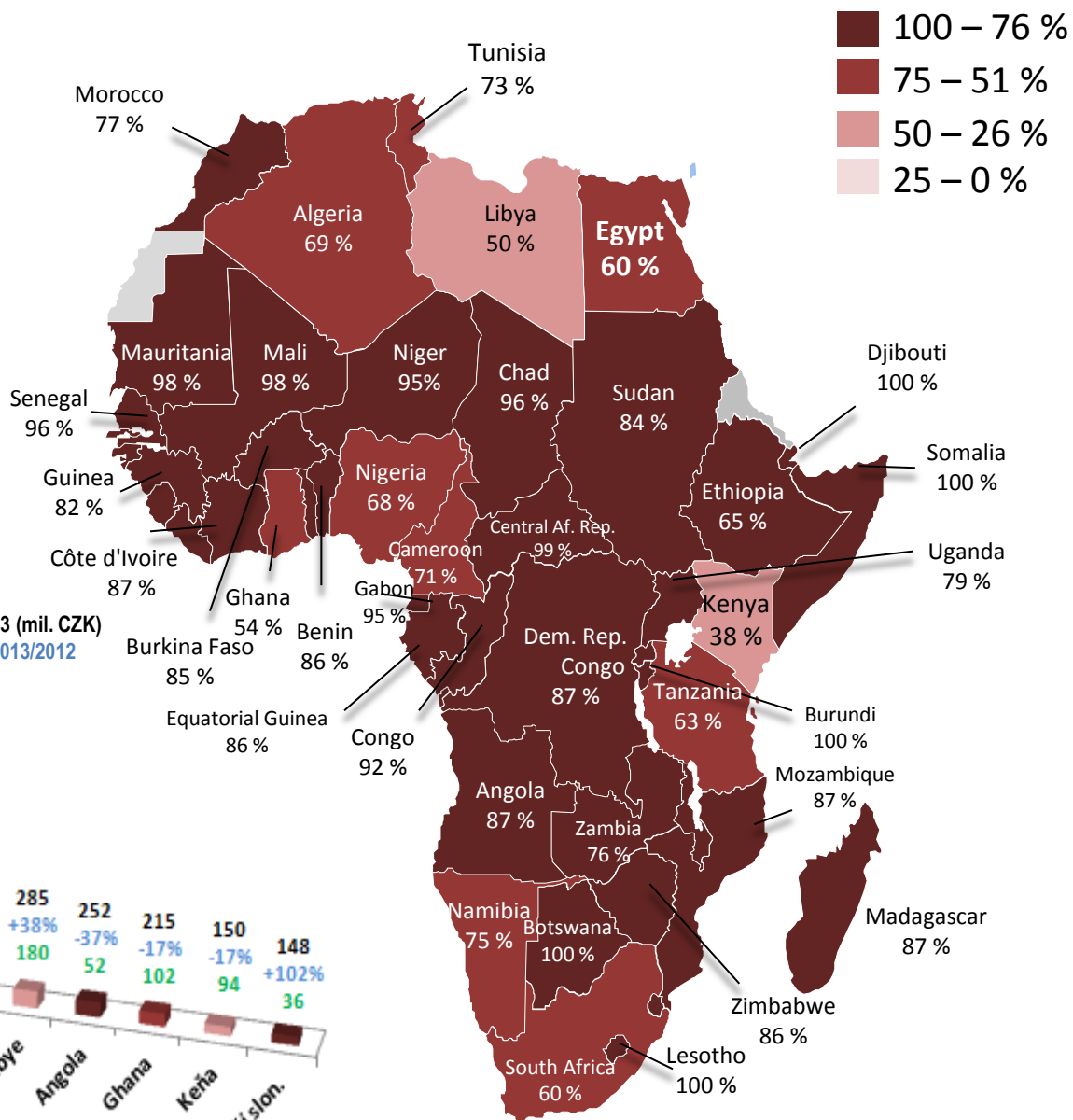
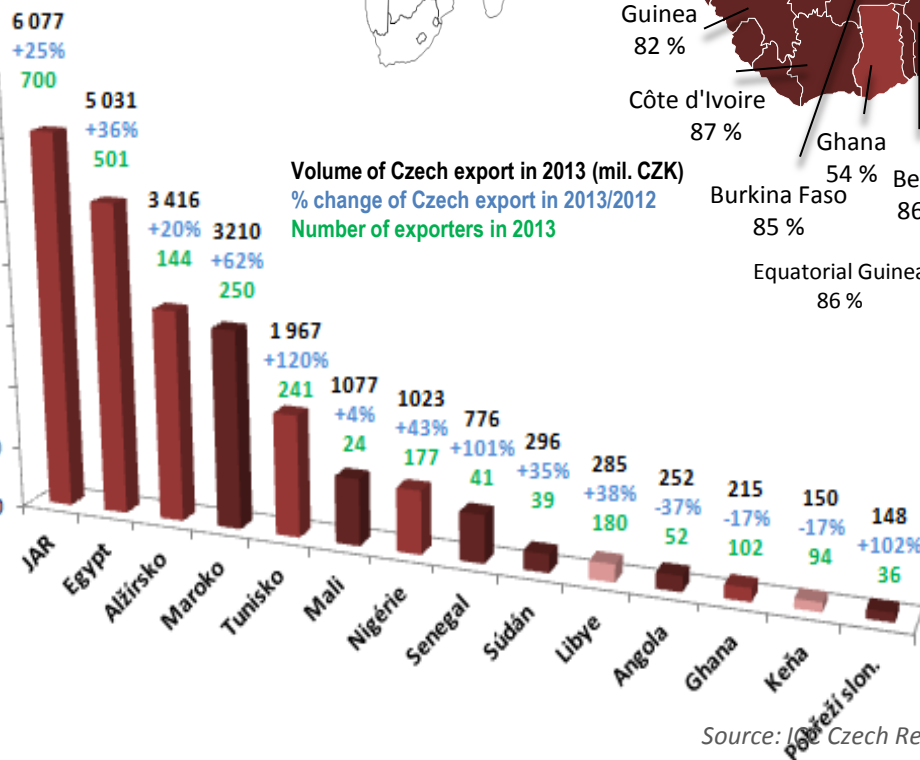
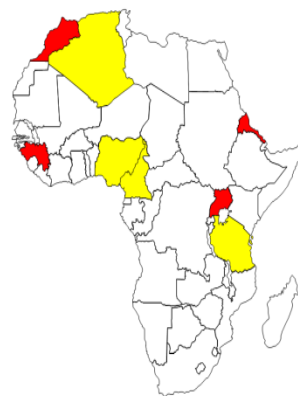
Egypt	Number of exporters from CZ
2012	493
2013	501
% change 2013/2012	+ 1.6%

The share of 5 largest Czech exporters in total exports to particular countries from the Czech Republic in 2013

Africa

Change compared to 2012

- lower diversification
- greater diversification



Source: IČZP Czech Republic; based on data provided by the Customs Administration of the Czech Republic