

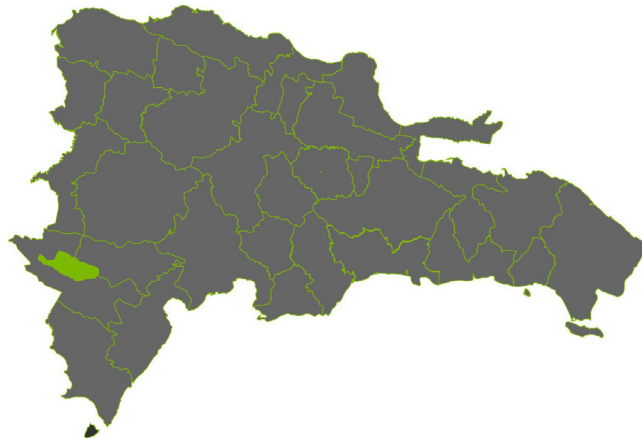
# Dominican Republic

The Dominican Republic is part of a group of islands that compose the Major Antilles. It is the second in extension. Located in the Caribbean area, between Cuba and Puerto Rico; bathed to the north by the Atlantic Ocean and the Caribbean Sea by the south. It is called "La Hispaniola" Island.

By its strategic geographic location, the DR has become an important commercial point between Europe, North America and the rest of Latin America. Its centered position into the Caribbean area, as well as, harbors and airports structures makes the country a potential trade hub for the whole Caribbean region.

The multimodal port of Caucedo possesses 992Mts. of quayside and a depth of 13.5 Mts., along with the Haina Oriental Port with 1,690Mts. and a berth minimum stall of 10Mts. are the country's expansion catalyst for commerce and exports.

Dominican Republic is the most favorable country in terms of business environment, placed in the 7th position from the 18 countries in the LA nations members of DR-CAFTA, according to 5 categories and their respective components: the macroeconomic, political, corporate and competitiveness environments, plus: globalization and infrastructure level. (Evaluation Results from the Latin Business 2011, London Business School).

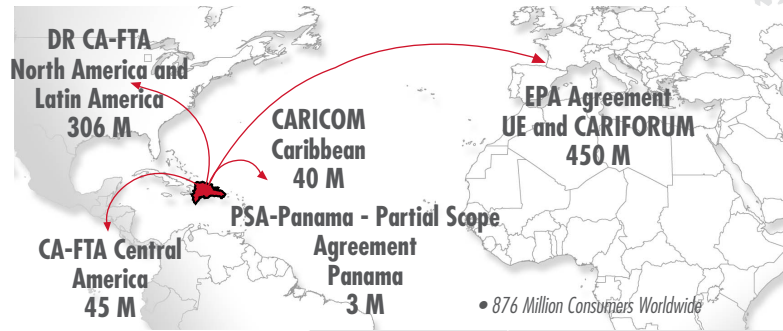


## General Information:

The Dominican Republic limits to the west with the Republic of Haiti and borders in the eastern part with the "Mona Passage". A territorial extension of 48.700 kms<sup>2</sup>; a political division of 32 Provinces and a National District.

**Capital City:** Santo Domingo de Guzmán, D.N.  
**Government System:** Republican/ Democratic  
**State Composition:** Executive, Legislative and Judicial Branches  
**President:** Mr. Danilo Medina Sanchez (2012-2016)  
**Language:** Spanish (English – widely spoken)  
**Population:** 9.76 Millions  
**Weather:** Tropical (25.4 C ° / 77.7 F °)  
**Religion:** Catholic (mainly)  
**Currency:** Dominican Peso (DOP)  
**Exchange Rate:** 1 US\$=RD\$41.00 pesos/1 €=RD\$53.00 pesos  
**Telephone Area Codes:** (809), (829) and (849)  
**National Holiday (Independence Day):** February 27th  
**Nationality:** Dominican  
**Time Zone:** GTM-4  
**Internet Domain:** .do

## Prefential Market Access



## Available Products

- |                        |                              |              |
|------------------------|------------------------------|--------------|
| Food & Beverages       | Gold                         | Textiles     |
| Construction materials | Copper                       | Handcrafts   |
| Chemicals              | Beauty Products              | Ferro-nickel |
| Manufacture            | Quarries and mining products | Limestone    |

## Main Export Products by Sector

- |   |  |  |   |
|---|--|--|---|
| <b>Farming Agricultural</b><br>Organic bananas<br>Conventional bananas<br>Avocados<br>Chilies and Bell Peppers  | Bird's Eggs<br>Dry Coconuts<br>Fresh Mangoes<br>Black Beans<br>Sweet Potato<br>Alive Chicken   | <b>Agro industrial</b><br>Cigars<br>Wheat Flour<br>Tobacco in branches<br>Coffee<br>Rice | Corn Flour<br>Aloe gel<br>Canned Soups and Pottages<br>Coconut Cream<br>Ketchup |
| <b>Industrial</b><br>Blood transfusion devices<br>Cotton textiles<br>Footwear<br>Identifiable switches<br>Steel rods<br>Disposables Sheets<br>Disposable Medical Products | <b>Handcraft</b><br>Jewelry (Amber and Larimer)<br>Scale models of boats<br>Handmade Art paintings<br>Ceramic Crafts<br>Wooden Craft<br>Ornamental Iron Crafts<br>Mud Jars |  |   |

## Main Promotion Commercial Laws

- Law 84-99:** Reactivation and Exports Fostering
- Law 8-90:** Free Trade Zones Export Promotion
- Law 28-01:** Special Border Development Zone
- Law 56-07:** Textile Chain National priority
- Law 57-07:** Incentives for the Development of Renewable Sources of Energy and its Special Regiments



Ave. 27 de Febrero, Esq. Ave. Luperón. Plaza de la Bandera. Santo Domingo, D.R.  
 Ph.: (809) 530-5505 / Fax: (809) 530-8208  
 www.cei-rd.gov.do • webmaster@cei-rd.gov.do

@ceird youtube/ceird09 Centro de Exportación e Inversión

# Dominican Republic



## Dominican Republic counts with:

8 international airports  
6 domestic airports



Open economy with more than US\$27,000 MM in export/import

16 International Maritime Ports



Major exporter of organic bananas and cocoa to the UE

Major quantity of maritime and aerial connections in the Caribbean



Major exporter of organic bananas and cocoa to the UE

Major exporter of mangoes to UK



Major exporter of cigars to the USA



Major exporter of sugar-cane rum to Spain and 3rd. worldwide



Major exporter of cigars to the USA

More than 3,820 companies exporting worldwide

EXPORTS  
More than 3,780 Product Lines To more than 167 countries worldwide

## Quantity of:

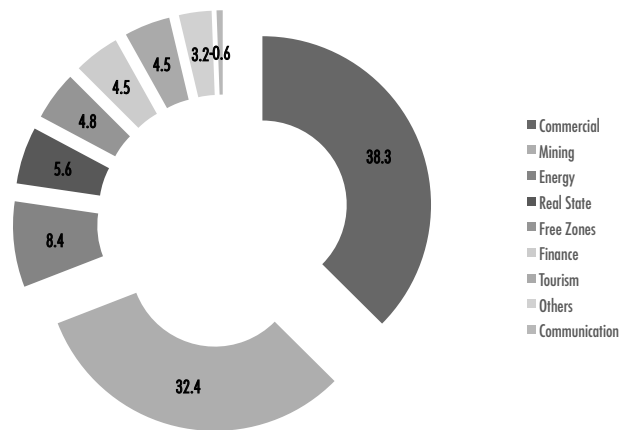
Vehicular Parks	2,917,573
Universities	32
Superior Institutes	16
Airlines	50
Shipping Lines	25
Rent Car Companies	42
Tourist transport companies	15
Transportation companies	11
Hotel Companies	99
Communication Lines:	(2010) 9.90 Millions
Internet Accounts:	(2010) 243,645
Internet Growing Rate:	69.40%
Internet Users:	4 millions
English Institutes:	64
University Matriculation per year:	38 Thousands
Free Zone Enterprises:	604
Free Zone Parks:	49

## Main ports, airports and Borders

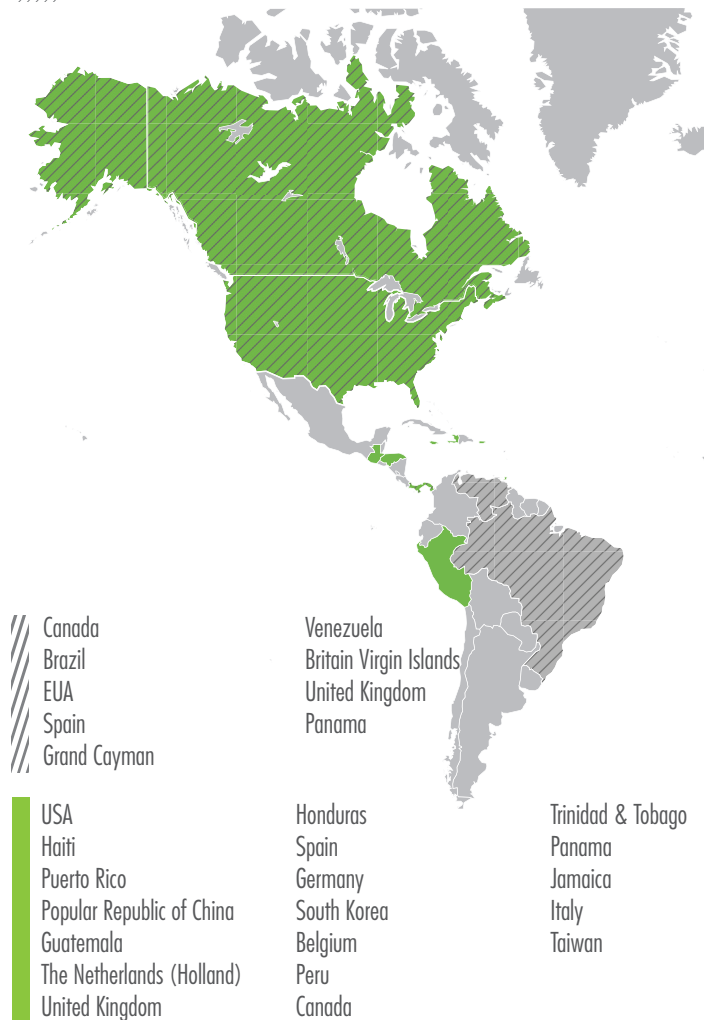
Haina Oriental  
Caucedo  
Las Américas  
Jimaní  
San Pedro  
Cibao

Santo Domingo  
Puerto Plata (wharf)  
Dajabón  
Punta Cana  
La Romana

## DR FDI - Foreign Direct Investment Sectors Flow January-December 2012



## Main Economic Export Partners Main FDI Issuing Countries



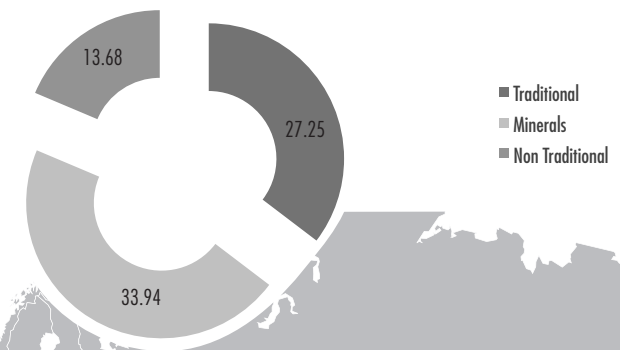
## Macroeconomic Indicators

2009-2012 in US\$ Millions

INDICATOR	2009	2010	2011	2012
GDP	46,711.60	51,657.00	55,666.00	58,954.6
GDP Growth	3.50%	7.80%	4.5%	3.9%
GDP per Capita	4,815.6	5,231.60	5,538.30	5,762.10
Tourism Income	4,048.80	4,209.10	4,352.40	4,549.1
Inflation Rate 5%	5.76%	6.24%	7.76%	3.91%
Unemployment Rate	14.90%	14.30%	14.60%	14.50%
Remittances	3,041.50	2,998.10	3,200.00	3,158.10
Exports	5,482.90	6,753.50	8,612.2	9,079.1
Imports	12,295.9	15,489.10	17,436.0	17,758.0
Commercial Exchange	23,034.32	22,242.6	26,048.20	26,837.1
Foreign Direct Investment	2,165.40	1,896.30	2,275.0	3,609.6

Source: Dominican Republic Center for Export and Investment, DR Central Bank and DR-Customs  
\*Figures subject to revision

## 2012 Products Sectors Growth



## Main Commercial Partners

In US\$ Millions

Años	USA	Haiti	Puerto Rico	Popular Republic of China	Guatemala
2005	2,989.14	163.28	552.36	31.14	6.33
2006	3,141.89	300.76	510.69	71.74	10.42
2007	2,997.37	433.31	495.28	200.42	12.07
2008	2,884.84	565.34	530.25	80.68	11.94
2009	2,514.07	645.72	376.50	75.10	9.73
2010	2,690.51	872.73	383.12	97.08	26.74
2011	2,996.97	1,013.78	425.64	256.01	47.61
2012*	3,501.25	1,134.71	481.94	342.47	130.79

\*Preliminary figures

Source: Dominican Republic Center for Export and Investment and DGA